

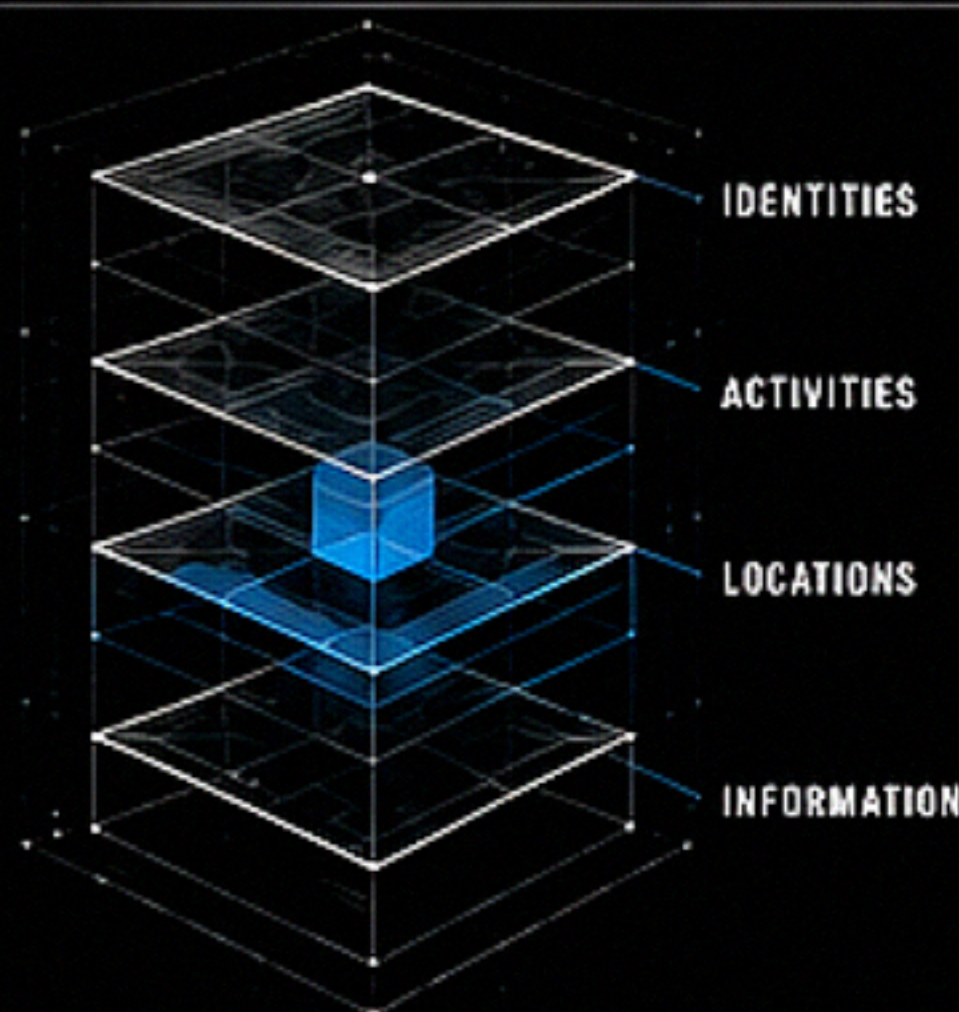


COMPARTMENTALIZE

CONTROL THE FLOW. PROTECT THE WHOLE.

Compartmentalization is the practice of dividing your life, information, and activities into isolated sections so that a breach in one area doesn't expose the others. The less connected your worlds are, the harder you are to map.

THE GOAL: NEED TO KNOW. NOTHING MORE.



1 MINDSET: ASSUME COMPROMISE



- ▶ Assume someone is always watching, logging, or listening.
- ▶ Build your life so that a leak in one area reveals nothing of value.
- ▶ Paranoia is not the goal. Preparedness is.

2 BUILD ISOLATED COMPARTMENTS SEPARATE YOUR WORLDS



IDENTITIES

Separate names, backstories, online presence, and personal details.




ACTIVITIES

Keep work, personal life, hobbies, and operations in separate lanes.



LOCATIONS

Use different locations, routes, and environments for each compartment.

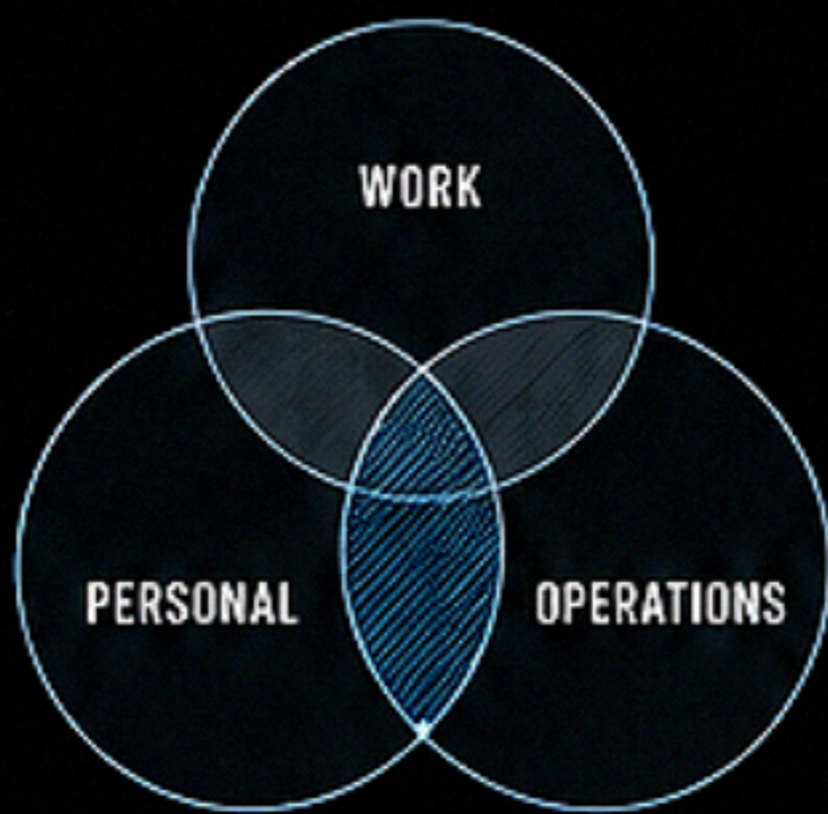


INFORMATION

Store and share information on a need-to-know basis only.

3 MINIMIZE CROSSOVER REDUCE POINTS OF CORRELATION

- ▶ Don't use the same devices, accounts, or phone numbers across compartments.
- ▶ Avoid sharing details that could link your worlds (places, people, routines).
- ▶ Change variables: routes, schedules, communication methods.



ZERO OVERLAP = MAXIMUM SECURITY

4 COMMUNICATE WITH DISCIPLINE INFORMATION IS A WEAPON



Share information on a need-to-know basis only.



Verify before you trust. Trust based on behavior, not words.



Use secure, compartmented channels. Assume all channels can be compromised.



Leave no useful data behind. Clean up.



5 EXAMPLES OF COMPARTMENTALIZATION

DIGITAL



- Separate devices for separate roles.
- Different emails, usernames, and encryption keys.
- No cross-login. Ever.

PHYSICAL



- Different bags, clothes, and tools for each activity.
- No identifiable items cross over.
- Blend in. Don't stand out.

SOCIAL



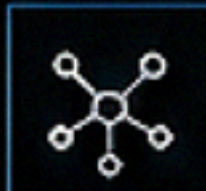
- Different social circles for different parts of your life.
- Don't mix people.
- No introductions between worlds.

INFORMATIONAL



- Store information separately.
- Encrypt everything.
- Destroy what you don't need.

6 TEST YOUR OPSEC STRESS TEST YOUR BOUNDARIES



Map your compartments. Look for weak links.



Ask: If this leaks, what else does it expose?



Continuously audit, adapt, and tighten.



THE ENEMY THINKS IN LINKS. YOU MUST OPERATE IN ISLANDS.

7 FINAL PRINCIPLE

“ THE LESS THEY KNOW, THE LESS THEY CAN USE AGAINST YOU. ”

COMPARTMENTALIZE EVERYTHING. CONTROL WHAT CAN BE CONNECTED. WIN BY REMAINING UNMAPPED.

